

**SUMMARY OF APPROVED BUDGET, UTILIZATIONS, DISBURSEMENTS AND BALANCES BY OBJECT OF EXPENDITURES**  
**(For Off-Budgetary Funds)**  
**As at the Quarter Ending September 30, 2024**

Department : State Universities and Colleges (SUCs)  
 Agency/Entity : Tarlac State University  
 Operating Unit : < not applicable >  
 Organization Code (UACS) : 08 037 0000000  
 Fund Cluster : 05 - Internally Generated Funds  
 (e.g. UACS Fund Cluster: 05-Internally Generated Funds and 06-Business Related Funds)

Particulars	UACS CODE	Approved Budget			Utilizations					Disbursements					Balances		
		Approved Budgeted Revenue	Adjustments (Reductions, Modifications/Augmentations)	Adjusted Budgeted Revenue	1st Quarter Ending March 31	2nd Quarter Ending June 30	3rd Quarter Ending September 30	4th Quarter Ending December 31	Total	1st Quarter Ending March 31	2nd Quarter Ending June 30	3rd Quarter Ending September 30	4th Quarter Ending December 31	Total	Unutilized Budget	Unpaid Obligations (10-15)=(17+18)	
																Due and Demandable	Not Yet Due and Demandable
1	2	3	4	5=[(3+4)]	6	7	8	9	10=(6+7+8+9)	11	12	13	14	15=(11+12+13+14)	16=(5-10)	17	18
<b>SUMMARY</b>																	
<b>A. AGENCY SPECIFIC BUDGET</b>																	
Personnel Services		113,939,112.98	0.00	113,939,112.98	23,510,989.70	28,286,697.54	20,176,670.61	0.00	71,974,357.85	20,221,543.01	30,675,507.86	20,580,247.64	0.00	71,477,298.51	41,964,755.13	0.00	497,059.34
Salaries and Wages	5010100000	20,772,996.00	0.00	20,772,996.00	5,350,979.50	5,237,283.00	5,436,649.73	0.00	16,024,912.23	3,598,353.27	6,989,909.23	5,436,649.73	0.00	16,024,912.23	4,748,083.77	0.00	0.00
Salaries and Wages - Regular	5010101000	20,772,996.00	0.00	20,772,996.00	5,350,979.50	5,237,283.00	5,436,649.73	0.00	16,024,912.23	3,598,353.27	6,989,909.23	5,436,649.73	0.00	16,024,912.23	4,748,083.77	0.00	0.00
Basic Salary - Civilian	5010101001	20,772,996.00	0.00	20,772,996.00	5,350,979.50	5,237,283.00	5,436,649.73	0.00	16,024,912.23	3,598,353.27	6,989,909.23	5,436,649.73	0.00	16,024,912.23	4,748,083.77	0.00	0.00
Other Compensation	5010200000	72,862,166.00	0.00	72,862,166.00	17,215,092.37	22,041,820.30	13,799,838.02	0.00	53,056,750.69	16,409,364.30	22,534,645.13	13,615,681.92	0.00	52,559,691.35	19,805,415.31	0.00	497,059.34
Personal Economic Relief Allowance (PERA)	5010201000	2,640,000.00	0.00	2,640,000.00	680,307.52	666,000.00	615,483.87	0.00	1,961,791.39	233,597.92	1,111,419.20	616,774.27	0.00	1,961,791.39	678,208.61	0.00	0.00
PERA - Civilian	5010201001	2,640,000.00	0.00	2,640,000.00	680,307.52	666,000.00	615,483.87	0.00	1,961,791.39	233,597.92	1,111,419.20	616,774.27	0.00	1,961,791.39	678,208.61	0.00	0.00
Clothing/Uniform Allowance	5010204000	660,000.00	0.00	660,000.00	0.00	0.00	660,000.00	0.00	660,000.00	0.00	0.00	660,000.00	0.00	660,000.00	0.00	0.00	0.00
Clothing/Uniform Allowance - Civilian	5010204001	660,000.00	0.00	660,000.00	0.00	0.00	660,000.00	0.00	660,000.00	0.00	0.00	660,000.00	0.00	660,000.00	0.00	0.00	0.00
Honoraria	5010210000	60,000,000.00	0.00	60,000,000.00	15,532,312.10	18,746,790.27	11,171,179.99	0.00	45,450,282.36	15,186,051.95	18,792,194.30	10,985,149.81	0.00	44,963,396.06	14,549,717.64	0.00	486,886.30
Honoraria - Civilian	5010210001	60,000,000.00	0.00	60,000,000.00	15,532,312.10	18,746,790.27	11,171,179.99	0.00	45,450,282.36	15,186,051.95	18,792,194.30	10,985,149.81	0.00	44,963,396.06	14,549,717.64	0.00	486,886.30
Overtime and Night Pay	5010213000	5,000,000.00	0.00	5,000,000.00	1,002,472.75	897,947.03	1,353,174.16	0.00	3,253,593.94	989,714.43	899,948.63	1,353,757.84	0.00	3,243,420.90	1,746,406.06	0.00	10,173.04
Overtime Pay	5010213001	5,000,000.00	0.00	5,000,000.00	1,002,472.75	897,947.03	1,353,174.16	0.00	3,253,593.94	989,714.43	899,948.63	1,353,757.84	0.00	3,243,420.90	1,746,406.06	0.00	10,173.04
Year End Bonus	5010214000	1,731,083.00	0.00	1,731,083.00	0.00	1,731,083.00	0.00	0.00	1,731,083.00	0.00	1,731,083.00	0.00	0.00	1,731,083.00	0.00	0.00	0.00
Bonus - Civilian	5010214001	1,731,083.00	0.00	1,731,083.00	0.00	1,731,083.00	0.00	0.00	1,731,083.00	0.00	1,731,083.00	0.00	0.00	1,731,083.00	0.00	0.00	0.00
Cash Gift	5010215000	550,000.00	0.00	550,000.00	0.00	0.00	0.00	0.00	0.00	0.00	0.00	0.00	0.00	0.00	550,000.00	0.00	0.00
Cash Gift - Civilian	5010215001	550,000.00	0.00	550,000.00	0.00	0.00	0.00	0.00	0.00	0.00	0.00	0.00	0.00	0.00	550,000.00	0.00	0.00
Mid-Year Bonus - Civilian	5010216000	1,731,083.00	0.00	1,731,083.00	0.00	0.00	0.00	0.00	0.00	0.00	0.00	0.00	0.00	0.00	1,731,083.00	0.00	0.00
Mid-Year Bonus - Civilian	5010216001	1,731,083.00	0.00	1,731,083.00	0.00	0.00	0.00	0.00	0.00	0.00	0.00	0.00	0.00	0.00	1,731,083.00	0.00	0.00
Other Bonuses and Allowances	5010299000	550,000.00	0.00	550,000.00	0.00	0.00	0.00	0.00	0.00	0.00	0.00	0.00	0.00	0.00	550,000.00	0.00	0.00
Productivity Enhancement Incentive - Civilian	5010299012	550,000.00	0.00	550,000.00	0.00	0.00	0.00	0.00	0.00	0.00	0.00	0.00	0.00	0.00	550,000.00	0.00	0.00
Personnel Benefit Contributions	5010300000	3,276,084.42	0.00	3,276,084.42	824,806.43	915,121.92	711,565.86	0.00	2,451,494.21	93,714.04	1,058,481.18	1,299,298.99	0.00	2,451,494.21	824,590.21	0.00	0.00
Retirement and Life Insurance Premiums	5010301000	2,492,759.52	0.00	2,492,759.52	641,801.77	640,255.75	588,212.66	0.00	1,870,270.18	909.38	860,059.14	1,009,301.66	0.00	1,870,270.18	622,489.34	0.00	0.00
Retirement and Life Insurance Premiums	5010301000	2,492,759.52	0.00	2,492,759.52	641,801.77	640,255.75	588,212.66	0.00	1,870,270.18	909.38	860,059.14	1,009,301.66	0.00	1,870,270.18	622,489.34	0.00	0.00
Pag-IBIG Contributions	5010302000	132,000.00	0.00	132,000.00	56,600.00	66,600.00	8,800.00	0.00	132,000.00	0.00	22,400.00	109,600.00	0.00	132,000.00	0.00	0.00	0.00
Pag-IBIG - Civilian	5010302001	132,000.00	0.00	132,000.00	56,600.00	66,600.00	8,800.00	0.00	132,000.00	0.00	22,400.00	109,600.00	0.00	132,000.00	0.00	0.00	0.00
PhilHealth Contributions	5010303000	519,324.90	0.00	519,324.90	92,704.66	174,966.17	83,753.20	0.00	351,424.03	92,704.66	131,322.04	127,397.33	0.00	351,424.03	167,900.87	0.00	0.00
PhilHealth - Civilian	5010303001	519,324.90	0.00	519,324.90	92,704.66	174,966.17	83,753.20	0.00	351,424.03	92,704.66	131,322.04	127,397.33	0.00	351,424.03	167,900.87	0.00	0.00
Employees Compensation Insurance Premiums (ECIP)	5010304000	132,000.00	0.00	132,000.00	33,700.00	33,300.00	30,800.00	0.00	97,800.00	100.00	44,700.00	53,000.00	0.00	97,800.00	34,200.00	0.00	0.00
ECIP - Civilian	5010304001	132,000.00	0.00	132,000.00	33,700.00	33,300.00	30,800.00	0.00	97,800.00	100.00	44,700.00	53,000.00	0.00	97,800.00	34,200.00	0.00	0.00
Other Personnel Benefits	5010400000	17,027,866.56	0.00	17,027,866.56	120,111.40	92,472.32	228,617.00	0.00	441,200.72	120,111.40	92,472.32	228,617.00	0.00	441,200.72	16,586,665.84	0.00	0.00
Other Personnel Benefits	5010499000	17,027,866.56	0.00	17,027,866.56	120,111.40	92,472.32	228,617.00	0.00	441,200.72	120,111.40	92,472.32	228,617.00	0.00	441,200.72	16,586,665.84	0.00	0.00
Other Personnel Benefits	5010499009	17,027,866.56	0.00	17,027,866.56	120,111.40	92,472.32	228,617.00	0.00	441,200.72	120,111.40	92,472.32	228,617.00	0.00	441,200.72	16,586,665.84	0.00	0.00
Maintenance and Other Operating Expenses		412,306,842.96	0.00	412,306,842.96	52,493,666.79	85,265,092.65	54,516,760.71	0.00	192,275,520.15	36,288,894.07	60,272,371.13	70,592,681.32	0.00	167,153,945.52	220,931,322.81	0.00	25,121,573.63
Traveling Expenses	5020100000	40,366,587.96	0.00	40,366,587.96	242,714.00	1,255,929.37	4,923,203.76	0.00	6,421,847.13	236,054.00	4,843,009.24	4,843,009.24	0.00	6,230,872.13	33,944,740.83	0.00	190,975.00
Traveling Expenses - Local	5020101000	12,366,587.96	0.00	12,366,587.96	106,600.00	940,787.26	4,103,548.26	0.00	5,150,935.52	99,940.00	836,666.78	4,029,113.74	0.00	4,965,720.52	7,215,652.44	0.00	185,215.00
Traveling Expenses - Local	5020101000	12,366,587.96	0.00	12,366,587.96	106,600.00	940,787.26	4,103,548.26	0.00	5,150,935.52	99,940.00	836,666.78	4,029,113.74	0.00	4,965,720.52	7,215,652.44	0.00	185,215.00
Traveling Expenses - Foreign	5020102000	28,000,000.00	0.00	28,000,000.00	136,114.00	315,142.11	819,655.50	0.00	1,270,911.61	136,114.00	315,142.11	813,895.50	0.00	1,265,151.61	26,729,088.39	0.00	5,760.00
Traveling Expenses - Foreign	5020102000	28,000,000.00	0.00	28,000,000.00	136,114.00	315,142.11	819,655.50	0.00	1,270,911.61	136,114.00	315,142.11	813,895.50	0.00	1,265,151.61	26,729,088.39	0.00	5,760.00
Training and Scholarship Expenses	5020200000	16,300,000.00	0.00	16,300,000.00	1,007,000.00	2,136,492.70	843,857.33	0.00	3,987,350.03	481,000.00	1,312,462.70	1,672,887.33	0.00	3,466,350.03	12,312,649.97	0.00	521,000.00
Training Expenses	5020201000	4,800,000.00	0.00	4,800,000.00	290,000.00	887,462.70	321,949.29	0.00	1,499,411.99	209,000.00	820,462.70	417,949.29	0.00	1,447,411.99	3,300,588.01	0.00	52,000.00
Training Expenses	5020201002	4,800,000.00	0.00	4,800,000.00	290,000.00	887,462.70	321,949.29	0.00	1,499,411.99	209,000.00	820,462.70	417,949.29	0.00	1,447,411.99	3,300,588.01	0.00	52,000.00
Scholarship Grants/Expenses	5020202000	11,500,000.00	0.00	11,500,000.00	717,000.00	1,249,030.00	521,908.04	0.00	2,487,938.04	272,000.00	492,000.00	1,254,938.04	0.00	2,018,938.04	9,012,061.96	0.00	469,000.00
Scholarship Grants/Expenses	5020202000	11,500,000.00	0.00	11,500,000.00	717,000.00	1,249,030.00	521,908.04	0.00	2,487,938.04	272,000.00	492,						





Department : State Universities and Colleges (SUCs)  
 Agency/Entity : Tarlac State University  
 Operating Unit : < not applicable >  
 Organization Code (UACS) : 08 037 000000  
 Fund Cluster : 05 - Internally Generated Funds  
 (e.g. UACS Fund Cluster: 05-Internally Generated Funds and 06-Business Related Funds)


Particulars	UACS CODE	Approved Budget								Utilizations					Disbursements					Balances		
		Approved Budgeted Revenue	Adjustments (Reductions, Modifications/Augmentations)	Adjusted Budgeted Revenue	1st Quarter Ending March 31	2nd Quarter Ending June 30	3rd Quarter Ending September 30	4th Quarter Ending December 31	Total	1st Quarter Ending March 31	2nd Quarter Ending June 30	3rd Quarter Ending September 30	4th Quarter Ending December 31	Total	Unutilized Budget	Unpaid Obligations (10-15)=(17+18)						
																5=(3+(-4))	6	7	8	9	10=(6+7+8+9)	11
1	2	3	4	5	6	7	8	9	10	11	12	13	14	15	16	17	18					
<b>SUMMARY</b>																						
<b>A. AGENCY SPECIFIC BUDGET</b>																						
Other Supplies and Materials Expenses	5020399000	38,000,000.00	0.00	38,000,000.00	9,672,087.97	15,327,169.40	8,208,365.97	0.00	33,207,623.34	1,340,183.70	8,795,957.80	11,471,049.96	0.00	21,607,191.46	4,792,376.66	0.00	11,600,431.88					
Other Supplies and Materials Expenses	5020399000	38,000,000.00	0.00	38,000,000.00	9,672,087.97	15,327,169.40	8,208,365.97	0.00	33,207,623.34	1,340,183.70	8,795,957.80	11,471,049.96	0.00	21,607,191.46	4,792,376.66	0.00	11,600,431.88					
Utility Expenses	5020400000	38,000,000.00	0.00	38,000,000.00	0.00	1,950,620.86	0.00	0.00	1,950,620.86	0.00	0.00	1,950,620.86	0.00	1,950,620.86	36,049,379.14	0.00	0.00					
Water Expenses	5020401000	3,000,000.00	0.00	3,000,000.00	0.00	0.00	0.00	0.00	0.00	0.00	0.00	0.00	0.00	0.00	3,000,000.00	0.00	0.00					
Water Expenses	5020401000	3,000,000.00	0.00	3,000,000.00	0.00	0.00	0.00	0.00	0.00	0.00	0.00	0.00	0.00	0.00	3,000,000.00	0.00	0.00					
Electricity Expenses	5020402000	35,000,000.00	0.00	35,000,000.00	0.00	1,950,620.86	0.00	0.00	1,950,620.86	0.00	0.00	1,950,620.86	0.00	1,950,620.86	33,049,379.14	0.00	0.00					
Electricity Expenses	5020402000	35,000,000.00	0.00	35,000,000.00	0.00	1,950,620.86	0.00	0.00	1,950,620.86	0.00	0.00	1,950,620.86	0.00	1,950,620.86	33,049,379.14	0.00	0.00					
Communication Expenses	5020500000	17,100,000.00	0.00	17,100,000.00	96,269.74	0.00	275,933.46	0.00	372,203.20	96,269.74	0.00	275,933.46	0.00	372,203.20	16,727,796.80	0.00	0.00					
Telephone Expenses	5020502000	2,100,000.00	0.00	2,100,000.00	96,269.74	0.00	0.00	0.00	96,269.74	96,269.74	0.00	0.00	0.00	96,269.74	2,003,730.26	0.00	0.00					
Landline	5020502002	2,100,000.00	0.00	2,100,000.00	96,269.74	0.00	0.00	0.00	96,269.74	96,269.74	0.00	0.00	0.00	96,269.74	2,003,730.26	0.00	0.00					
Internet Subscription Expenses	5020503000	15,000,000.00	0.00	15,000,000.00	0.00	0.00	275,933.46	0.00	275,933.46	0.00	0.00	275,933.46	0.00	275,933.46	14,724,066.54	0.00	0.00					
Internet Subscription Expenses	5020503000	15,000,000.00	0.00	15,000,000.00	0.00	0.00	275,933.46	0.00	275,933.46	0.00	0.00	275,933.46	0.00	275,933.46	14,724,066.54	0.00	0.00					
Awards/Rewards and Prizes	5020600000	14,500,000.00	0.00	14,500,000.00	847,316.64	531,500.00	400,500.00	0.00	1,779,316.64	412,266.66	633,449.98	471,100.00	0.00	1,516,816.64	12,720,683.36	0.00	262,500.00					
Awards/Rewards Expenses	5020601000	14,500,000.00	0.00	14,500,000.00	847,316.64	531,500.00	400,500.00	0.00	1,779,316.64	412,266.66	633,449.98	471,100.00	0.00	1,516,816.64	12,720,683.36	0.00	262,500.00					
Awards/Rewards Expenses	5020601001	10,500,000.00	0.00	10,500,000.00	473,166.64	262,500.00	323,500.00	0.00	1,059,166.64	345,666.66	312,999.98	220,000.00	0.00	878,666.64	9,444,833.36	0.00	180,500.00					
Rewards and Incentives	5020601002	4,000,000.00	0.00	4,000,000.00	374,150.00	269,000.00	77,000.00	0.00	720,150.00	66,600.00	320,450.00	251,100.00	0.00	638,150.00	3,279,850.00	0.00	82,000.00					
Professional Services	5021100000	101,800,000.00	0.00	101,800,000.00	27,326,488.90	40,716,634.47	19,656,214.25	0.00	87,699,337.62	25,369,188.53	33,747,173.43	22,794,207.09	0.00	81,910,569.05	14,100,662.38	0.00	5,788,768.57					
Legal Services	5021101000	300,000.00	0.00	300,000.00	0.00	0.00	0.00	0.00	0.00	0.00	0.00	0.00	0.00	0.00	300,000.00	0.00	0.00					
Legal Services	5021101000	300,000.00	0.00	300,000.00	0.00	0.00	0.00	0.00	0.00	0.00	0.00	0.00	0.00	0.00	300,000.00	0.00	0.00					
Consultancy Services	5021103000	3,000,000.00	0.00	3,000,000.00	0.00	0.00	0.00	0.00	0.00	0.00	0.00	0.00	0.00	0.00	3,000,000.00	0.00	0.00					
Consultancy Services	5021103002	3,000,000.00	0.00	3,000,000.00	0.00	0.00	0.00	0.00	0.00	0.00	0.00	0.00	0.00	0.00	3,000,000.00	0.00	0.00					
Other Professional Services	5021199000	98,500,000.00	0.00	98,500,000.00	27,326,488.90	40,716,634.47	19,656,214.25	0.00	87,699,337.62	25,369,188.53	33,747,173.43	22,794,207.09	0.00	81,910,569.05	10,800,662.38	0.00	5,788,768.57					
Other Professional Services	5021199000	98,500,000.00	0.00	98,500,000.00	27,326,488.90	40,716,634.47	19,656,214.25	0.00	87,699,337.62	25,369,188.53	33,747,173.43	22,794,207.09	0.00	81,910,569.05	10,800,662.38	0.00	5,788,768.57					
General Services	5021200000	31,300,000.00	0.00	31,300,000.00	2,174,702.07	3,815,087.40	3,894,107.49	0.00	9,883,896.96	2,143,657.16	3,842,877.95	3,897,361.85	0.00	9,883,896.96	21,416,103.04	0.00	0.00					
Janitorial Services	5021202000	8,500,000.00	0.00	8,500,000.00	1,096,622.26	2,229,427.89	1,121,678.88	0.00	4,447,729.03	1,076,709.01	2,249,341.14	1,121,678.88	0.00	4,447,729.03	4,052,270.97	0.00	0.00					
Janitorial Services	5021202000	8,500,000.00	0.00	8,500,000.00	1,096,622.26	2,229,427.89	1,121,678.88	0.00	4,447,729.03	1,076,709.01	2,249,341.14	1,121,678.88	0.00	4,447,729.03	4,052,270.97	0.00	0.00					
Security Services	5021203000	3,000,000.00	0.00	3,000,000.00	474,224.09	1,027,192.21	489,227.99	0.00	1,990,644.29	474,224.09	1,027,192.21	489,227.99	0.00	1,990,644.29	1,009,355.71	0.00	0.00					
Security Services	5021203000	3,000,000.00	0.00	3,000,000.00	474,224.09	1,027,192.21	489,227.99	0.00	1,990,644.29	474,224.09	1,027,192.21	489,227.99	0.00	1,990,644.29	1,009,355.71	0.00	0.00					
Other General Services	5021299000	19,800,000.00	0.00	19,800,000.00	603,855.72	558,467.30	2,283,200.62	0.00	3,445,523.64	592,724.06	566,344.60	2,286,454.98	0.00	3,445,523.64	16,354,476.36	0.00	0.00					
Other General Services	5021299099	19,800,000.00	0.00	19,800,000.00	603,855.72	558,467.30	2,283,200.62	0.00	3,445,523.64	592,724.06	566,344.60	2,286,454.98	0.00	3,445,523.64	16,354,476.36	0.00	0.00					
Repairs and Maintenance	5021300000	5,000,000.00	0.00	5,000,000.00	236,622.07	643,764.42	232,337.73	0.00	1,112,724.22	112,072.88	256,761.35	558,858.28	0.00	927,692.51	3,887,275.78	0.00	185,031.71					
Repairs and Maintenance - Buildings and Other Structures	5021304000	1,000,000.00	0.00	1,000,000.00	0.00	300,000.00	0.00	0.00	300,000.00	0.00	0.00	300,000.00	0.00	300,000.00	700,000.00	0.00	0.00					
School Buildings	5021304002	1,000,000.00	0.00	1,000,000.00	0.00	300,000.00	0.00	0.00	300,000.00	0.00	0.00	300,000.00	0.00	300,000.00	700,000.00	0.00	0.00					
Repairs and Maintenance - Machinery and Equipment	5021305000	1,000,000.00	0.00	1,000,000.00	0.00	0.00	0.00	0.00	0.00	0.00	0.00	0.00	0.00	0.00	1,000,000.00	0.00	0.00					
Other Machinery and Equipment	5021305099	1,000,000.00	0.00	1,000,000.00	0.00	0.00	0.00	0.00	0.00	0.00	0.00	0.00	0.00	0.00	1,000,000.00	0.00	0.00					
Repairs and Maintenance - Transportation Equipment	5021306000	3,000,000.00	0.00	3,000,000.00	236,622.07	343,764.42	232,337.73	0.00	812,724.22	112,072.88	256,761.35	558,858.28	0.00	627,692.51	2,187,275.78	0.00	185,031.71					
Motor Vehicles	5021306001	3,000,000.00	0.00	3,000,000.00	236,622.07	343,764.42	232,337.73	0.00	812,724.22	112,072.88	256,761.35	558,858.28	0.00	627,692.51	2,187,275.78	0.00	185,031.71					
Taxes, Insurance Premiums and Other Fees	5021500000	4,030,000.00	0.00	4,030,000.00	97,500.00	807,622.34	2,142,070.25	0.00	3,047,192.59	0.00	905,122.34	2,142,070.25	0.00	3,047,192.59	982,807.41	0.00	0.00					
Taxes, Duties and Licenses	5021501000	30,000.00	0.00	30,000.00	0.00	3,720.00	0.00	0.00	3,720.00	0.00	3,720.00	0.00	0.00	3,720.00	26,280.00	0.00	0.00					
Taxes, Duties and Licenses	5021501001	30,000.00	0.00	30,000.00	0.00	3,720.00	0.00	0.00	3,720.00	0.00	3,720.00	0.00	0.00	3,720.00	26,280.00	0.00	0.00					
Fidelity Bond Premiums	5021502000	500,000.00	0.00	500,000.00	97,500.00	0.00	0.00	0.00	97,500.00	0.00	97,500.00	0.00	0.00	97,500.00	402,500.00	0.00	0.00					
Fidelity Bond Premiums	5021502000	500,000.00	0.00	500,000.00	97,500.00	0.00	0.00	0.00	97,500.00	0.00	97,500.00	0.00	0.00	97,500.00	402,500.00	0.00	0.00					
Insurance Expenses	5021503000	3,500,000.00	0.00	3,500,000.00	0.00	803,902.34	2,142,070.25	0.00	2,945,972.59	0.00	803,902.34	2,142,070.25	0.00	2,945,972.59	554,027.41	0.00	0.00					
Insurance Expenses	5021503000	3,500,000.00	0.00	3,500,000.00	0.00	803,902.34	2,142,070.25	0.00	2,945,972.59	0.00	803,902.34	2,142,070.25	0.00	2,945,972.59	554,027.41	0.00	0.00					
Other Maintenance and Operating Expenses	5029900000	99,210,255.00	0.00	99,210,255.00	10,753,363.40	16,431,511.29	13,919,711.47	0.00	41,104,586.16	6,084,403.40	9,147,027.29	19,315,244.00	0.00	34,546,674.69	58,105,668.84	0.00	6,557,911.47					
Advertising Expenses	5029901000																					


Department : State Universities and Colleges (SUCs)  
 Agency/Entity : Tarlac State University  
 Operating Unit : < not applicable >  
 Organization Code (UACS) : 08 037 000000  
 Fund Cluster : 05 - Internally Generated Funds  
 (e.g. UACS Fund Cluster: 05-Internally Generated Funds and 06-Business Related Funds)

Particulars	UACS CODE	Approved Budget							Utilizations					Disbursements				Balances		
		Approved Budgeted Revenue	Adjustments (Reductions, Modifications/ Augmentations)	Adjusted Budgeted Revenue	1st Quarter Ending March 31	2nd Quarter Ending June 30	3rd Quarter Ending September 30	4th Quarter Ending December 31	Total	1st Quarter Ending March 31	2nd Quarter Ending June 30	3rd Quarter Ending September 30	4th Quarter Ending December 31	Total	Unutilized Budget	Unpaid Obligations (10-15)=(17+18)				
1	2	3	4	5=[(3+(-)4)]	6	7	8	9	10=(6+7+8+9)	11	12	13	14	15=(11+12+13+14)	16=(5-10)	17	18			
<b>SUMMARY</b>																				
<b>A. AGENCY SPECIFIC BUDGET</b>																				
Subscription Expenses	5029907000	5,000,000.00	0.00	5,000,000.00	33,000.00	2,950,000.00	1,047,040.00	0.00	4,030,040.00	33,000.00	0.00	3,997,040.00	0.00	4,030,040.00	969,960.00	0.00	0.00			
Other Subscription Expenses	5029907099	5,000,000.00	0.00	5,000,000.00	33,000.00	2,950,000.00	1,047,040.00	0.00	4,030,040.00	33,000.00	0.00	3,997,040.00	0.00	4,030,040.00	969,960.00	0.00	0.00			
Other Maintenance and Operating Expenses	5029999000	75,875,255.00	0.00	75,875,255.00	10,681,763.40	12,570,548.37	12,858,496.64	0.00	36,110,808.41	6,012,803.40	8,445,538.37	15,104,630.00	0.00	29,562,971.77	39,764,446.59	0.00	6,547,836.64			
Other Maintenance and Operating Expenses	5029999099	75,875,255.00	0.00	75,875,255.00	10,681,763.40	12,570,548.37	12,858,496.64	0.00	36,110,808.41	6,012,803.40	8,445,538.37	15,104,630.00	0.00	29,562,971.77	39,764,446.59	0.00	6,547,836.64			
<b>Capital Outlays</b>		<b>255,846,169.83</b>	<b>0.00</b>	<b>255,846,169.83</b>	<b>85,860,803.85</b>	<b>35,628,027.75</b>	<b>36,549,883.26</b>	<b>0.00</b>	<b>158,038,714.86</b>	<b>11,455,144.91</b>	<b>11,566,430.01</b>	<b>10,750,863.51</b>	<b>0.00</b>	<b>33,772,438.43</b>	<b>97,807,454.97</b>	<b>0.00</b>	<b>124,266,276.43</b>			
Property, Plant and Equipment Outlay	5060400000	255,846,169.83	0.00	255,846,169.83	85,860,803.85	35,628,027.75	36,549,883.26	0.00	158,038,714.86	11,455,144.91	11,566,430.01	10,750,863.51	0.00	33,772,438.43	97,807,454.97	0.00	124,266,276.43			
Buildings and Other Structures	5060404000	135,437,000.18	0.00	135,437,000.18	82,895,803.85	5,454,536.75	758,056.26	0.00	89,108,396.86	11,455,144.91	11,435,430.01	8,831,863.51	0.00	31,722,438.43	46,328,603.32	0.00	57,385,958.43			
School Buildings	5060404002	54,191,550.18	0.00	54,191,550.18	50,632,696.61	2,699,743.13	512,787.42	0.00	53,845,227.16	7,594,904.48	10,391,591.83	8,085,688.51	0.00	26,072,194.82	346,323.02	0.00	27,773,042.34			
Other Structures	5060404099	81,245,450.00	0.00	81,245,450.00	32,263,107.24	2,754,793.62	245,268.84	0.00	35,263,169.70	3,860,240.43	1,043,838.18	746,175.00	0.00	5,650,253.61	45,982,280.30	0.00	29,612,916.09			
Machinery and Equipment Outlay	5060405000	102,901,150.00	0.00	102,901,150.00	2,965,000.00	30,173,491.00	35,346,837.00	0.00	68,485,328.00	0.00	131,000.00	1,919,000.00	0.00	2,050,000.00	34,415,822.00	0.00	66,435,328.00			
Information and Communication Technology Equipment	5060405003	16,053,400.00	0.00	16,053,400.00	131,000.00	0.00	72,000.00	0.00	203,000.00	0.00	131,000.00	0.00	0.00	131,000.00	15,850,400.00	0.00	72,000.00			
Other Machinery and Equipment	5060405099	86,847,750.00	0.00	86,847,750.00	2,834,000.00	30,173,491.00	35,274,837.00	0.00	68,282,328.00	0.00	0.00	1,919,000.00	0.00	1,919,000.00	18,565,422.00	0.00	66,363,328.00			
Furniture, Fixtures and Books Outlay	5060407000	17,508,019.65	0.00	17,508,019.65	0.00	0.00	444,990.00	0.00	444,990.00	0.00	0.00	0.00	0.00	0.00	17,063,029.65	0.00	444,990.00			
Furniture and Fixtures	5060407001	17,508,019.65	0.00	17,508,019.65	0.00	0.00	444,990.00	0.00	444,990.00	0.00	0.00	0.00	0.00	0.00	17,063,029.65	0.00	444,990.00			
<b>GRAND TOTAL</b>		<b>782,092,125.77</b>	<b>0.00</b>	<b>782,092,125.77</b>	<b>161,865,460.34</b>	<b>149,179,817.94</b>	<b>111,243,314.58</b>	<b>0.00</b>	<b>422,288,592.86</b>	<b>67,965,581.99</b>	<b>102,514,309.00</b>	<b>101,823,792.47</b>	<b>0.00</b>	<b>272,403,683.46</b>	<b>359,803,532.91</b>	<b>0.00</b>	<b>149,884,908.40</b>			

Certified Correct:   
 JASPER A. VALDER, CPA  
 Budget Officer  
 Date: October 25, 2024 02:02 PM

Certified Correct:   
 RYAN R. SOROGELLO, CPA  
 Accountant  
 Date: October 25, 2024 02:02 PM

Recommending Approval By:   
 JOHN ERWIN PANLILIO, CPA  
 Chief Finance Officer  
 Date:

Approved By:   
 DR. ARNULFO E. VELASCO  
 Agency Head  
 Date: October 25, 2024 03:06 PM